HIOKI

GENNECT ONE SF4000

Get results from the job site in real-time

Capture data on the PC while testing remotely

Power maintenance

Power Quality Analyzer

PQ3100,PQ3198

Power management

Energy Consumption

PW3360, PW3365
PW3390,PW6001

Multi-channel temperature and signal recording

Temperature Analog Input

LR8400 Series
LR8410
MR6000

Simultaneously monitor all data in real-time*

- Connect measuring instruments to PC with LAN cable
  Operation guaranteed for up to 15 units. Please contact your nearest Hioki distributor for connections exceeding 15.
- Software automatically recognizes LAN-connected measuring instrument
- Display acquired data as graphs in real-time
- Manage and save results with software
- List MAX, MIN and AVG values
- Output 512 parameters at once to a CSV file

*The measured value (present value) displayed by the measuring instrument is obtained at a certain interval (minimum 1s interval) according to the timer on the PC.

Present data from multiple sources as a graph or list together in real-time

Entire screen

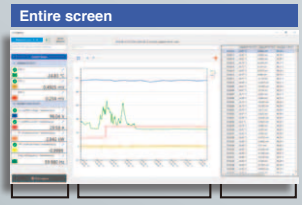

1 2 3

1. Monitor display (Max 512 items)
Display each measured data in real-time
2. Graph display (Max 32 items)
Display selected data as graphs
3. List display (Max 32 items)
Display selected data in list

1. Monitor

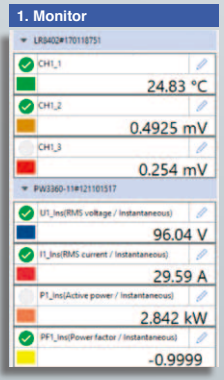

2. Graph

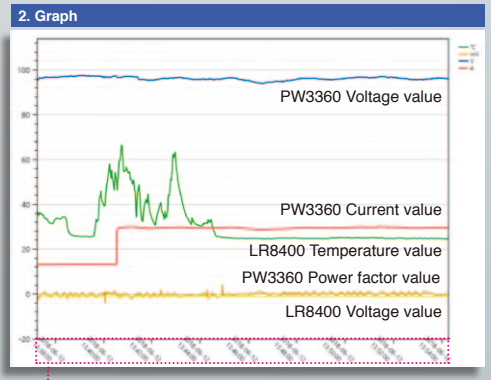

logging time (display up to 1024 points)

3. List

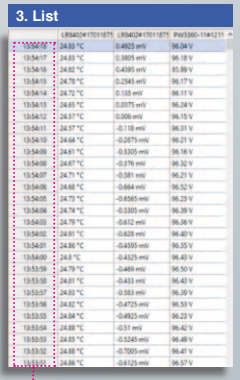

Connecting and Configuring

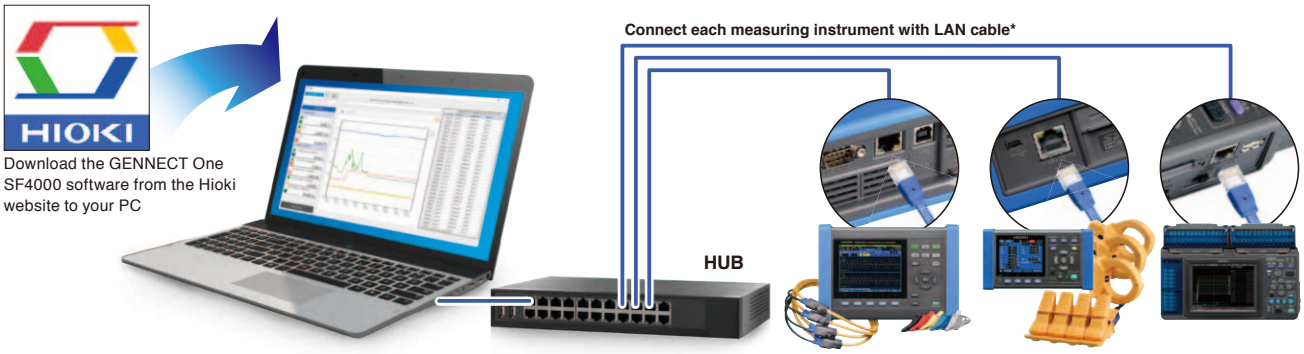

Operation guaranteed for up to 15 units. Please contact your nearest Hioki distributor for connections exceeding 15.

Easy set up

1 Select instrument from the list

Instruments connected to PC via LAN will automatically be listed

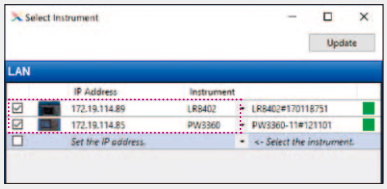

2 Select items

Select items that you would like to log and monitor

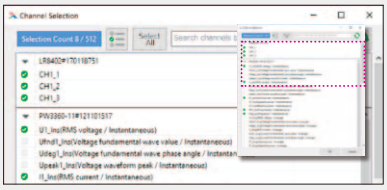

3 Set intervals

You can set logging intervals and monitoring intervals independently*

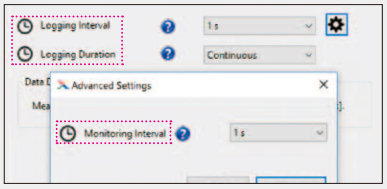

*Monitoring interval ≤ Logging interval.The minimum interval depends on the network transmission speed.

Compatible instruments	Available items to monitor and log on PC		Number of items able to be logged	Recording time
POWER ANALYZER PW3390,PW6001	Voltage Current Power	Instantaneous value of each interval; MAX, MIN, AVG value of each interval	**Save up to 512 items** *Maximum 32 items when simultaneously displaying graphs	When memory size of acquired data reaches 64MB, data will be separated automatically [Continuous measurement] When storage capacity falls below 512MB, measurement will stop
POWER QUALITY ANALYZER PQ3100,PQ3198				
CLAMP ON POWER LOGGER PW3365				
CLAMP ON POWER LOGGER PW3360				
MEMORY HiLOGGER LR8400, LR8401, LR8402	Temperature Analog Input	Instantaneous value of each interval		
WIRELESS LOGGING STATION LR8410				
MEMORY HiCORDER MR6000				

Other functionality

LAN remote control function

The application displays a virtual instrument and allows you to control it directly with the mouse. You can also easily change instrument settings and control the instrument, for example to start and stop measurement.

LAN automatic file download function

This function lets you acquire data in real time on a PC, including data created when the instrument's trigger is activated and measurement files that are automatically generated on a daily basis. Example uses include capturing abnormal phenomena with an instrument installed in the field and automatically acquiring daily power consumption data on a PC.

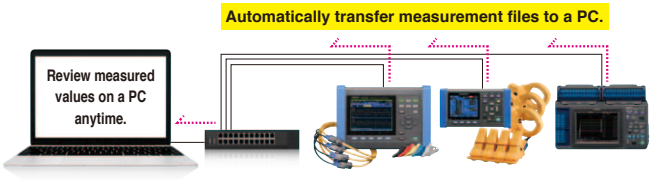

Downloading GENNECT One SF4000

HIOKI website > Search | Model No. (Order code) | SF4000 | **Search**

Enter the model number in the search field to download the software to get started!

Note: Company names and Product names appearing in this catalog are trademarks or registered trademarks of various companies.

HIOKI E.E. CORPORATION

HEADQUARTERS
81 Koizumi,
Ueda, Nagano 386-1192 Japan
https://www.hioki.com/

Scan for all regional contact information

DISTRIBUTED BY

All information correct as of Nov. 1, 2019. All specifications are subject to change without notice. SF4000_GCW_E3-9YB Printed in Japan